

THE VIRAL MUSIC CONTENT CALENDAR TEMPLATE

🎧 If you want your music to blow, you need more than just vibes—you need a strategy.

This 12-week content calendar is designed to keep your Instagram & TikTok active, increase engagement, and drive streams for your latest song. It follows a structured rollout plan that builds hype before your release, floods social media during release week, and sustains your momentum after.

How This Calendar Helps You:

- Creates a consistent posting routine so your audience stays engaged.
- Maximizes visibility on social media platforms with a mix of lifestyle, fan interaction, and music promo content.
- Encourages user-generated content (UGC) to help your song go viral.
- Ensures your music stays relevant beyond release day with long-term promotion tactics.

📌 Important Tips for Better Conversions & Engagement:

- 🎯 Post at Peak Times – Check your Instagram Analytics/Insights to see when your audience is most active. Posting at the right time increases visibility & engagement.
- 💰 Set a Fixed Ad Budget – Organic reach is great, but running paid ads to boost key posts (e.g., song teasers, challenge videos, fan engagement posts) will help your content reach a wider audience.
- 🗨️ Engage With Every Comment & Share – The more you interact, the more Instagram & TikTok push your content to new people.

Now, let's get started! 🚀🔥

🔥 WEEKS 1-4: BUILDING ENGAGEMENT & ARTIST VISIBILITY (PRE-HYPE PHASE)

(Bonus for The Viral Music Release Roll-Out Plan Course)

💡 This is the warm-up phase. The goal here is to make sure your fans and social media audience are ENGAGED, INTERESTED in you as an artist, and INTERACTING with your content so that by the time you start teasing your new song in later weeks, the algorithm is already favoring your page!

✅ WEEK 1: "MAKE THEM LIKE YOU" (PERSONALITY & ENGAGEMENT BOOST)

💡 Posting Frequency: 3 posts per week (Instagram/TikTok) + Stories every 2 days

🎯 Goal: Show personality, get fans used to engaging with you, and warm up the algorithm.

📌 Post 1: Nice, High-Quality Picture (Boost Likeability & Presence)

📷 Content Idea: Well-shot image of you in a clean setting—studio, streetwear flex, or casual swag.

📌 Caption Ideas:

- "POV: You just found your new favorite artist. 🧐 "
- "Dem no go gree, but we go soon shock dem. 🚀 "
- "Soft life or hard work? Me I dey mix both. 🙌🕶️"
- "Studio fresh, music fresher! 🎵🔥 Who dey wait for new heat?"
- "Rate my outfit 1-10... no lie abeg 😊"


📌 Post 2: Throwback Song Challenge Post (Reintroducing Old Music)

📷 Content Idea: Post a clip of your last song, a past live performance, or even a fan reaction to it.

📌 Caption Ideas:

- "If you know this jam, you be real day one! 🚀🔥 Who still dey stream?"
- "Before the next one, let's throw it back! What's your fav line from this song?"
- "E don tey but this one still sweet! Who go like see another version?"

Post 3: Casual Life Moment (Chilling, Shopping, Eating Out, Gym, Etc.)

 Content Idea: A short vlog or stylish photos of you in everyday settings, just being yourself.

Caption Ideas:

- "Music life dey stress, but we gats enjoy small. 🕶️🍷"
- "No be everyday studio, sometimes you gats chop better food. 😊🔥"
- "Soft life na motivation, no be goal. 💯"


Stories (Every 2 Days):

Day 1: Repost a trending Afrobeats discussion & add your own take.

Day 3: Casual Q&A – "Ask me anything (No silly questions sha)"

Day 5: "Tag your guy wey suppose sabi my music by now" (Encourages new followers & shares).

WEEK 2: "THE LIFESTYLE ARTIST" (MORE PERSONALITY & CASUAL TEASERS)

 Goal: Make your audience feel connected to you beyond music.

Post 1: Artist Vibing to Another Artist's Trending Song (Industry Engagement)

Content Idea: Lip-sync, dance, or vibe to a trending song from Burna Boy, Rema, Ayra Starr, or an upcoming artist you support.


Caption Ideas:

- "If e sweet, e sweet! 🔥 This jam dey burst my head! Who dey feel am?"
- "Vibes on vibes! Who else dey run this jam steady?? 🎵"
- "We gats support each other! Tag an artist wey dey burst your brain right now! 🧠"


Caption Ideas:

- "E be like say I don knack another one... 🧐🔥 Who dey wait??"
- "POV: You dey inside studio when hit dey happen. 🎧"
- "Just playing around... or should I drop am?? 🤔"

Post 2: First Soft Tease of the New Song (Subtle Introduction)

 Content Idea: Post a low-volume studio clip or a quick freestyle of a hook.

Post 3: Engagement Post **("What's Your Best Song Ever?")**

 Content Idea: Video of you talking to the camera or typing on screen asking for song recommendations.


Caption Ideas:

- "If dem say make you play just ONE song till year end, wetin you go choose? 🙄"
- "Let's argue! What's the BEST Afrobeats song of all time?? 🔥"
- "Who be the real GOAT for Naija music?? Drop your fav artist!"

Stories (Every 2 Days):

- Day 1: React to a viral Twitter/X debate about Afrobeats.
- Day 3: Repost a fan who mentioned you or streamed your old song.
- Day 5: "Guess what I'm working on?" (Post a blurred-out studio session).

WEEK 3: "BUILDING CURIOSITY" (LIGHT HYPE BEGINS)

 Goal: Make fans start talking, guessing, and getting curious about what's coming. You're not giving away full details yet, but they should feel something BIG is on the way.

Posting Frequency: 3 posts per week + Stories every 2 days

POST 1: First Major Tease (Blurred Artwork or Silent Clip of a Video Shoot)

Content Idea:

- Post a blurry or cropped-out section of your song's artwork OR a slow-motion studio clip of you listening to something, but the audio is muted.
- Could also be a fast-cut montage of music video BTS with no clear details (let fans guess).

Caption Ideas:

- "We almost ready. 🚀 Who dey feel the energy??"
- "Something dey cook. Who go first stream?? 🎵"
- "New music? Maybe. Maybe not. 🙄"
- "Only the real ones go sabi wetin dey happen! Drop a 🔥 if you wan hear first!"

💡 Engagement

- Add a "Guess What's Coming" sticker on Instagram stories or a poll "New song or feature? Guess below!"

Tip:

📌 POST 2: Daily Routine or Chill Day in the Life as an Artist

👤 Content Idea:

- A TikTok/IG Reels vlog-style video showing what your daily life looks like—eating out, chilling in the car, shopping, or going to the gym.
- Keep it fun and engaging (add Afrobeats background music).

📌 Caption Ideas:

- "No be everyday glam. Music life dey real! 😊🔥"
- "Soft life dey inspire hard music! 🚀 Who go stream first?"
- "E no easy but we go run am! Tag your fav artist to see their own daily routine! 🎵"
- "Which moment dey burst your brain pass?? Drop your favorite part!"

Engagement

- Use a viral sound on TikTok & IG Reels to increase visibility.
- Ask fans to drop their own "chill day" routine in the comments.

Tip:

📌 POST 3: "Guess The Song Title" (Fan Engagement Boost)

Content Idea:

- A 5-10 sec video with a blurred title & beat playing faintly in the background.
- OR post a video of you writing the song title in your notes app—but partially covering it.

📌 Caption Ideas:

- "First person to guess my song title correctly go collect small gift! 🎁"
- "Wetin una think this song go be called??"
- "If you sabi me well, you go fit guess the title. Drop your predictions!! 🤔🔥"

💡 Engagement Tip:

- Reward the first 3 correct guesses with a shoutout or early listen.
- Make this a story poll too—give 4 fake titles & let fans vote.

📌 WEEK 3 STORIES (Every 2 Days)

- Day 1: "Old song vs New song... which one go win? Drop your guess!"
- Day 3: Post a leaked 5-second instrumental (No vocals yet).
- Day 5: "Who wants an exclusive listen?? DM me for something small. 😊"

🔥 WEEK 4: "THE OFFICIAL TEASE" (FANS MUST KNOW SOMETHING BIG IS COMING!)

🎯 Goal: Confirm to fans that something BIG is coming, but keep them eager to know more.

Posting Frequency: 3 posts per week + Stories every 2 days

POST 1: Official Teaser Video with Soft Promo

👤 Content Idea:

- A 10-sec cinematic clip of you in the studio, adjusting the mic, nodding to the beat.
- A fast-paced clip of music video BTS (no clear details yet).
- A text-only animation post (text on screen: "SOMETHING BIG IS COMING").


📌 Caption Ideas:

- "We're entering a new level. 🚀 Who dey ready??"
- "This one go different! Drop if you wan hear first!"
- "Time to change the game... but una no go hear word. 😊"

💡 Engagement

- Tip:
- Use a trending Afrobeats sound for IG Reels/TikTok.
 - Pin the "Drop 🔥 if you dey wait for this drop!" comment at the top to boost engagement.

POST 2: Throwback Performance Post (Old Music Still Needs Streams)

 Content Idea:

- Post a clip of you performing an older song OR a reaction to fans still streaming your past work.

Caption Ideas:

- "Day 87 of reminding you say this song still dey trend. 🚀🔥"
- "Who still dey stream this jam steady?? Drop "
- "This one still be classic, but the next one go BREAK everything!!"

Engagement Tip:

- Ask "Who just found this song for the first time?!" (Encourages new streams).
- Post a side-by-side clip of you THEN vs NOW (growth content gets engagement!).

POST 3: Studio Diary Post (More Authentic Behind-the-Scenes Content)

Content Idea:

- A casual vlog of your day in the studio—laughing with your team, adjusting the mic, previewing beats.
- A raw moment where you play the beat & freestyle casually.


Caption Ideas:

- "Studio mode activated! Who dey ready?? 🎵 "
- "POV: You dey inside session when banger dey happen. 🚀"
- "What should I name this one?? Help me decide! 🙄"

Engagement Tip:

- Add a poll in stories: "Guess the song vibe: Afro-R&B or Party Jam?"

WEEK 4 STORIES (Every 2 Days)

- Let fans "drop title ideas in the comments."
- Day 1: Repost a fan begging for new music & react to it.
- Day 3: Run a "Guess the Release Date" poll.
-  Day 5: Post a voice note reaction of a friend hearing the song for the first time.

🔥 WEEKS 5-6: FINAL PRE-RELEASE HYPE & UGC BUILD-UP (4 POSTS/WEEK)

(Bonus for The Viral Music Release Roll-Out Plan Course)

🔊 Now that fans know something BIG is coming, it's time to push pre-saves, encourage UGC (User-Generated Content), and make the songs sound familiar on TikTok & Instagram.

💡 Posting-Frequency: 4 posts per week (IG/TikTok) + Stories every 2 days

✅ WEEK 5: "LOCK IN THE FANS" (BUILDING PRE-SAVES & COMMUNITY)

🎯 Goal: Get fans PRE-SAVING, talking about the song, and engaging with the sound before it even drops.

Post 1: Official Artwork Reveal (Hype-Building Moment)

👤 Content Idea:

- A high-quality visual of your song's artwork posted as a carousel or animated reveal video.
- OR A creative reveal video where fans swipe to see the full artwork.

📌 Caption Ideas:

- "It's finally time. 🚀 Who dey ready for this one??"
- "The journey start now! What do you think of the artwork?? "
- "Una don wait, the time don reach!! Drop if you dey pre-save!"


💡 Engagement

Tip:

- Add a pre-save link in your bio & caption ("Pre-save now! Link dey bio. Let's make history.")
- Run a story poll: "Fire 🔥 or Nah? Be honest!"



Post 2: Influencer/Micro-Influencer Reaction

Clips

 Content Idea:

- Get 3-5 small TikTok influencers (5K-50K followers) to react to the snippet.
- Post a collage of their reactions in a single video.

Caption Ideas:


- "Omo!! See as dem dey react to this jam!  Who dey wait for release day??"
- "This reaction mad!! Who go be first to stream??"
- "This one fit go crazy!! Pre-save now & be the first to hear am. 
"

Engagement

- In stories, post a question box: "Want early access? Drop your email!"



Tip:

Post 3: TikTok/IG Sound Activation (Get People Using the Sound Before Release)

 Content Idea:

- A 10-sec sound snippet posted with text overlay: "Use this sound & show me your best moves!"
- Could be a vibe clip of you lip-syncing, dancing, or even just nodding to the beat.


Caption Ideas:

- "Let's start a movement.  Who's down??"
- "Make I see who sabi vibe to this one! Use my sound & tag me!"
- "Who get the best moves for this sound? Drop your videos NOW!

"

Engagement Tip:

- Offer a cash giveaway for the best video ("Winner gets ₦10K! Tag me.").

Post 4: Pre-Save Reminder (Casual & Funny Approach)

 Content Idea:

- Screen record yourself pre-saving your own song + make the caption funny.
- OR post a skit where you "stress" over people not pre-saving.

Caption Ideas:

- "Abeg don't stress me. Just pre-save the song. 😂🚀"
- "If you no pre-save, we go get problem. 😡 Link dey bio!!"
- "Make I no catch you streaming another song before pre-saving mine o! 🔥"


Engagement Tip:

- Run a countdown timer sticker on IG stories for the drop.

WEEK 6: "THE FINAL TEASE" (EVERYONE MUST KNOW THIS SONG IS COMING!)

 Goal: Increase TikTok/Instagram Sound usage & get fans READY to stream on release day.

Post 1: Final Teaser Post (Show More of the Song!)

 Content Idea:

- Post a 15-sec snippet of the chorus or hook with a caption that hypes the drop.
- Could be a dramatic "this is your next favorite song" moment.


Caption Ideas:

- "This hook different!! Who dey feel am?? 🚀 "
- "If you no stream this one on release day, we go fight!! 😂🔥"
- "1 DAY TO GO!!! Who's staying up for this drop???"

Engagement Tip:

- Post a TikTok story with "Final teaser before the world hears this!"

Post 2: Fan Engagement (Hype Comments, Pre-Save Screenshots)

 Content Idea:

- A screenshot collage of people commenting "DROP IT ALREADY!" on your past posts.
- OR a compilation of fans DMing you, asking for the drop date.


Caption Ideas:

- "Y'all won't let me rest!!! 😞🔥 DROP DAY IN 48HRS!"
- "I hear una loud and clear! Make we break everywhere on Friday!!"
- "If you never pre-save, now is your LAST CHANCE! 🚀"

Engagement Tip:

- Add a "Who's streaming first?" IG poll.

Post 3: TikTok Challenge Soft Launch (Encourage Duets & Use of the Sound)

 Content Idea:

- A caption text overlay video that says: "This song about to take over! Be the first to use this sound!"
- OR a video of you demonstrating the challenge (dancing/lip-syncing).

Caption Ideas:

- "This one go trend!! Who's doing the first video??"
- "Tag someone that MUST participate in this challenge!"
- "🔥 Let's make this go viral before it even drops!"

Engagement Tip:




- Offer a shoutout to the first 5 people who use the sound.

Post 4: Release Date Countdown (Final Hype Before Drop!)

Content Idea:

- A visual countdown animation with the song title & release date.
- OR a slow-motion walk video with text overlay: "1 day to go."

Caption Ideas:

- "Tomorrow.   The game changes."
- "T-Minus 24 Hours!!! Who's READY??"
- "The wait is almost over... midnight, we GO!  "

Engagement Tip:

- Run a "Midnight Listening Party?" IG story poll to encourage real-time streaming.

WEEK 5-6 STORIES (Every 2 Days):

🔥 WEEKS 7-8: RELEASE WEEK & HEAVY CONTENT PUSH (5-10 POSTS/WEEK)

(Bonus for The Viral Music Release Roll-Out Plan Course)

🔊 THIS IS IT! The moment you've been building up to for the past 6 weeks. Now, your job is simple: FLOOD social media, engage fans, and get as many streams as possible.

💡 Posting-Frequency: 5-10 posts per week (IG/TikTok) + Stories every day!

✅ WEEK 7: "THE DROP" (MAKE EVERYONE TALK ABOUT IT!)

🎯 Goal: Make release day feel like a major event & get fans streaming immediately.

📌 Post 1: Official Release Announcement Video (BIGGEST POST OF THE ROLL-OUT)

👤 Content Idea:

- A cinematic video announcing "IT'S OUT NOW!"
- Could be hyped reactions from your friends/team + text overlay: "Midnight, we go!"
- OR you simply talking excitedly to the camera: "MY NEW SONG JUST DROPPED!!!"


📌 Caption Ideas:

- "IT'S FINALLY HERE!!! 🚀🔥 DROP A 🎧 IF YOU'RE STREAMING NOW!"
- "The wait is OVER! Link in bio! Tag 3 people to listen NOW!"
- "My best work yet. Who's playing this first??"

💡 Engagement Tip:

- Pin this post to the top of your profile!
- Reply to every comment to boost reach.

Post 2: Fan Reactions & Comments Compilation

 Content Idea:

- A carousel or video featuring fans' first reactions to the song.
- Screenshot DMs & Tweets of people talking about the song.


Caption Ideas:

- "Omo see love!! 😭🔥 Who else dey stream steady??"
- "The feedback so far is CRAZY! Who's next??"
- "Which line dey burst your head?? Drop your fav lyrics!"

 Engagement Tip:

- Encourage more people to post reactions by offering a repost/shoutout!

Post 3: "Where's The First Place You Streamed This?" (Fan Engagement Booster)

 Content Idea:

- A simple selfie video of you asking fans to comment where they first heard the song.


Caption Ideas:

- "Spotify, Audiomack, Apple Music? Where did you hear it first??"
- "First 5 people to comment get a DM from me! Let's go!"
- "Who's streaming from outside Nigeria? Drop your flag 🇳🇮 "

 Engagement Tip:



- Pin the comment that says " 🔥 " to push engagement.

Post 4: TikTok Challenge Official Launch (Duet or Dance Trend)

 Content Idea:

- A caption text overlay video that says: "This song about to take over! Be the first to use this sound!"
- OR a video of you demonstrating the challenge (dancing/lip-syncing).

Caption Ideas:

- "The official challenge don land!! Who dey do am first??"
- "  Let's make this go viral!! Use this sound & tag me!"
- "Who get the best moves for this sound? Drop your videos NOW!"

 Engagement Tip:


- Offer a cash giveaway or repost for the best challenge entries.

Post 5: "What's Your Favorite Line From The Song?"

Content Idea:

- A lyrics-based visual showing one of the most memorable lines.
- Could also be a post asking fans to drop their favorite lyrics.


Caption Ideas:

- "Which line dey burst your head?? Drop your fav lyrics below!"
- "Tag a friend that needs to hear this lyric ASAP!"
- "Who fit complete this line?? First person go collect gift  "

 Engagement Tip:

- Turn this into an Instagram Story poll too.

Post 6-10 (Reposting Fan Videos, Reacting to Comments, Dueting Challenges!)

 Content Idea:

- Repost as many fan reactions as possible!!
- Duet or stitch their challenge videos on TikTok!
- Reply to the best comments & react to tweets talking about the song.

Caption Ideas:

- "Y'all really took this to another level! 🔥 Who's next??"
- "This is why I love my fans! See mad energy!!"
- "We dey trend!! Who else has posted theirs??"


 Engagement Tip:

- Create a Highlights folder on IG for all the challenge clips & fan posts.

WEEK 8: "KEEP THE FIRE BURNING" (MAXIMIZE STREAMS & VISIBILITY)

 Goal: Keep the song buzzing & reach new audiences.

Post 1: "My DM's Right Now..." (Show More Fan Love!)

 Content Idea:

- A screenshot of people sending crazy messages about the song.
- OR a selfie video of you laughing like "Omo this one scatter everywhere!"

Caption Ideas:

- "See as una dey run my DM!! 😂"
- "Who else dey stream on repeat??"
- "This love too much! 🚀🔥 Who's still streaming??"

 Engagement Tip:


- Run a poll: "Still on repeat? Yes/No" on IG Stories.

Post 2: Acoustic/Live Performance Version (Give Fans a New Way to Enjoy the Song!)

Content Idea:

- A stripped-down acoustic version of the song.
- OR a studio performance video with a moody vibe.

Caption Ideas:

- "Different vibe, same fire.  Who loves this version??"
- "Acoustic version, should we make this official??"
- "Who go like see me perform this one live??"

Engagement Tip:

- Drop a "Where should I perform this first?" poll.

Post 3: "What's Next??" (Teasing Future Content)

Content Idea:

- A mysterious post with "What's next?" written in bold.
- OR a video where you talk about your next move.

Caption Ideas:

- "This just the beginning! Should I drop a remix??"
- "Who go like see visuals for this one??"
- "Na EP or another single next?? Make I hear from una!"

Engagement Tip:

- Ask fans to vote on what they want next (Remix? Visuals? Live show?).

Post 4-10 (More Fan Reposts, Reactions, & Duets!)

Content Idea:

- Duet the funniest/freshest fan challenge videos.
- React to big playlist placements (e.g., Apple Music, Boomplay, etc.).
- Showcase international streams (Map visual: "Where people are listening from!").

Caption Ideas:

- "WE TRENDING WORLDWIDE!!! Drop your country flag if you streaming! 🌍🔥 "
- "Big playlist placement!! Tag your fav curator!!"
- "This challenge no wan stop!! Who's next??"

Engagement Tip:

- Tag music blogs & influencers to keep the hype going!

🔥 WEEKS 9-10: SUSTAINING VIRALITY & BRAND GROWTH (3-4 POSTS/WEEK)

(Bonus for The Viral Music Release Roll-Out Plan Course)

🔊 The song is out, it's getting streams, and fans are engaged—but you can't stop now. These next four weeks focus on maintaining visibility, keeping streams consistent, and ensuring the song continues to grow. This phase also sets up your next move—whether it's a remix, music video, or another release.

💡 Posting-Frequency: 3-4 posts per week (IG/TikTok) + Stories every day!

✅ WEEK 9: "KEEPING THE STREAMS UP" (FAN-LED PROMO & PLAYLISTING FOCUS)

🎯 Goal: Encourage consistent streaming, celebrate milestones, and keep fans engaged.

📌 Post 1: "We Just Hit [X] Streams!" (Milestone Celebration Post)

👥 Content Idea:

- A screenshot of your streaming stats with a thank-you message to fans.
- OR a video of you reacting to the numbers (excited, shocked, grateful).


📌 Caption Ideas:

- "20K streams in 10 days?! Y'all are crazy!! 🚀 Keep running it up!!"
- "WOW. We just hit [X] streams! Who's been streaming non-stop??"
- "Every single play means everything! Drop 🔥 if you're still streaming!"

💡 Engagement Tip:



- Ask fans to drop their location in the comments (E.g., "Where are you streaming from?").
- Pin the top fan comment.

Post 2: "Reacting to My First Playlist Placement" (Or Asking for Playlist Support)

 Content Idea:

- If you got playlist placements, post a reaction video showing excitement & appreciation.
- If not yet, post a story or tweet screenshot asking fans to tag their favorite playlists.


Caption Ideas:

- "We made it onto [Playlist Name]!!! Who's adding it to their playlist??   "
- "If you love this song, help me get it on more playlists! Tag your fav curators!!!"
- "Apple Music, Spotify, Audiomack—where do you want to see this song next??"

 Engagement Tip:



- Post an Instagram Story with a "Tag your favorite playlist" sticker.
- Reply to fans who comment "Just added it to my playlist!"

Post 3: "How This Song Came to Life" (Behind-the-Scenes Post)

 Content Idea:

- A video of you explaining how you wrote the song.
- OR a compilation of BTS clips from the recording & mixing sessions.

Caption Ideas:

- "Some people think hits just happen, but here's the REAL story behind this song.  "
- "This moment right here? When I knew this song was going to be special.  "
- "This song almost didn't drop!! Let me tell you why..."

 Engagement Tip:

- Ask fans "What part of the song do you feel the most?"
- Pin the best fan comment.

Post 4: Fan Appreciation Post (Highlighting Supporters)

Content Idea:

- A carousel of fans who shared the song, posted TikToks, or DMed you about it.
- OR a reaction video of you scrolling through supportive comments.

Caption Ideas:

- "Omooo, the love too much!! See as una dey run am for me! 🔥 "
- "Every single repost, every single comment—I see you!! Who's still streaming??"
- "Shoutout to everyone that has supported this song!! More wins ahead!! 🚀"

Engagement Tip:

- Run a giveaway (E.g., "First person to comment their fav lyrics wins ₦5K!").
- Post an IG story poll: "Who wants a remix?"

WEEK 10: "EXPANDING THE REACH" (MORE VISUAL CONTENT & FAN INTERACTION)

 Goal: Reach new audiences, maximize engagement, and increase brand visibility.

Post 1: Acoustic/Live Performance Version of the Song

Content Idea:

- A stripped-down acoustic version of the song.
- OR a studio performance video with a moody vibe.

Caption Ideas:

- "Different vibe, same fire. 🔥 Who loves this version??"
- "Acoustic version, should we make this official??"
- "Who go like see me perform this one live??"

Engagement Tip:


- Drop a "Where should I perform this first?" poll.

Post 2: Fan Engagement – "Where's This Song Taking You?"

Content Idea:

- A travel/car ride video with your song playing in the background.
- OR a fan challenge asking people to show "where they vibe to this song."

Caption Ideas:

- "This song dey take me places... where you dey stream from??"
- "Midnight drive vibes... drop your location if you dey stream!"
- "If this song dey on your road trip playlist, drop  in the comments!"

Engagement Tip:

- Pin the best fan location comment (E.g., "Streaming from Ghana  ").

Post 3: "What's Next??" (Teasing Future Content)

Content Idea:

- A mysterious post with "What's next?" written in bold.
- OR a video where you talk about your next move.

Caption Ideas:

- "This just the beginning! Should I drop a remix??"
- "Who go like see visuals for this one??"
- "Na EP or another single next?? Make I hear from una!"

Engagement Tip:

- Ask fans to vote on what they want next (Remix? Visuals? Live show?).

🔥 WEEKS 11-12: WRAPPING UP THE CAMPAIGN & BUILDING FOR THE NEXT RELEASE

(Bonus for The Viral Music Release Roll-Out Plan Course)

🔊 The song has been out for weeks, fans love it, and engagement is still strong—but you need to close out the campaign properly while keeping momentum for your next move. These final two weeks focus on fan appreciation, recap moments, and teasing what's next.

💡 Posting-Frequency: 3-4 posts per week (IG/TikTok) + Stories every day!

✅ WEEK 11: "WRAPPING UP THE CAMPAIGN" (FINAL PROMO PUSH)

🎯 Goal: Make the song a long-term success, celebrate achievements, and prepare fans for the next phase.

📌 Post 1: "Who Should I Collab With Next?" (Building Anticipation & Engagement)

👥 Content Idea:

- A poll post or IG Story Q&A asking fans who they want you to collaborate with.
- OR a video where you mention artists you'd love to work with.


📌 Caption Ideas:

- "If I fit collab with anybody for the industry, who una go like make I work with?? 🚀🔥"
- "Omo, collab season dey come! Who fit enter studio with me for this remix??"
- "Tag an artist you think will KILL a feature on this song!"

💡 Engagement Tip:



- Ask fans to tag artists in the comments to get more reach.

Post 2: "Best Moments From This Release" (Recap of Fan Interactions & Successes)

 Content Idea:

- A carousel of all the best moments—fan comments, playlist placements, TikTok challenges, reaction videos.
- OR a video compilation showing highlights of the rollout journey.


Caption Ideas:

- "Omo, this journey mad!!   Here are my favorite moments from this release!!"
- "Big love to everyone wey support this song!! What was YOUR favorite moment??"
- "From pre-save to release day to viral moments, see how far we don come! Who's still streaming??"

 Engagement Tip:


- Ask fans "What was your favorite part of this release??"

Post 3: Live IG/TikTok Q&A With Fans (Answer Questions About the Song & Career)

 Content Idea:


- A LIVE session where you talk about the song's journey, challenges, and success.
- Take questions from fans, react to their comments, and engage in real-time.

Caption Ideas (For The Live Announcement Post):

- "Live Q&A tonight!! Bring your questions, let's vibe!! 
- "I dey go live in 1 hour—ask me ANYTHING about my music journey so far!"
- "What do you want to know about this song?? Join my live session tonight!!"

 Engagement Tip:

Stories (Every Day, Week 11):

- Pin the best fan questions in the live comments.
- Drop an IG Story countdown so fans know when to join.
- Day 1: "Still streaming this jam? Screenshot & tag me!!"
- Day 3: "Who's still rocking the challenge?? Drop your vids!!"
-  Day 5: "If you had to describe this song in ONE WORD, what would it be?"

✔ WEEK 12: "THE GRAND FINALE" (CLOSING THE CHAPTER & LOOKING AHEAD)

🎯 Goal: Close the campaign properly, celebrate growth, and set up the next release.

📌 Post 1: Final Reflection Post ("What I Learned From This Release")

👤 Content Idea:

- A personal video or text post reflecting on your journey during the rollout.
- OR a before-and-after style post comparing your first promo post to where you are now.

📌 Caption Ideas:

- "Dropping this song teach me plenty things. Here's what I learned..."
- "Every artist gets that ONE song that changes their career. This was mine. 🚀🔥"
- "It started as an idea. Now, it's a movement. THANK YOU! ❤️"

💡 Engagement Tip:

- Ask fans "What's your biggest takeaway from this song?"
- Run a "Favorite Memory" IG Story Poll.

Post 2: Teasing Next Project ("Something New is Coming... Stay Tuned!")

👤 Content Idea:

- A mysterious teaser post with "What's Next?" written boldly.
- OR a studio clip with a new beat playing faintly in the background.

📌 Caption Ideas:

- "We move!! 🚀 Who's ready for the next one??"
- "New music? Maybe. Maybe not. 🙄"
- "If I say e don ready, who go first stream??"

💡 Engagement Tip:




- Ask fans "Do you want another single or an EP next??"
- Use an IG story poll for fans to vote on their preference.

Post 3: Throwback Video to Week 1 (Show How Far the Campaign Has Come)

Content Idea:

- A throwback to your first teaser post compared to now.
- OR a collage of moments from the past 12 weeks.



Caption Ideas:

- "Day 1 vs Now. Who dey here from the start??   "
- "From the first teaser till now, look how far we've come! Big love!!"
- "If you knew this song would be BIG from the start, drop  !!"

Engagement Tip:

- Pin a comment from a fan who's been rocking with you since Week 1.

Stories (Every Day, Week 12):

- Day 1: "What's next?? Single or visuals?? Drop your vote!!"
- Day 3: "Looking back, this rollout was . What was your fav moment??"
-  Day 5: "If I drop again soon, who go run am with me??"

🔥 OUTRO: KEEP YOUR CONTENT GAME STRONG & YOUR MUSIC VISIBLE 🚀

You've made it through the full 12-week viral content strategy—but the work doesn't stop here! The key to long-term success is staying consistent, growing your fanbase, and preparing for the next release.

Final Key Takeaways:

- Your music needs to be heard, but you must put in the effort to promote it consistently.
- Social media algorithms favor artists who post regularly & engage with their audience.
- Ads + organic engagement = the perfect mix for building a long-term music career.
- Keep your audience entertained, informed, and connected to your journey.

Now, go execute this plan, engage with your fans, and watch your music grow! 🚀

📌 Final Tip: Already thinking about your next drop? Start planning early! The earlier you start creating hype, the bigger the release will be.

Good luck! Let's make history. 🎵 100